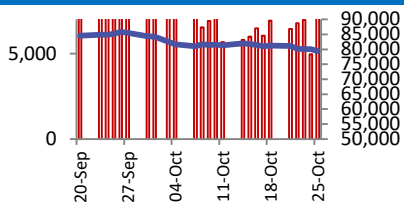
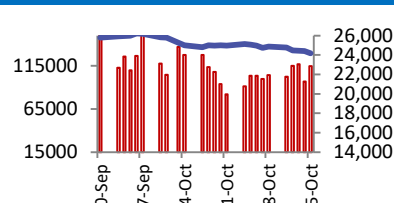


BSE



Open	80187
High	80253
Low	79138
Close	79402
Change	-663
Volume (Lacs)	7882
Turnover (Rs.inCr)	7513

NSE



Open	24418
High	24440
Low	24074
Close	24181
Change	-219
Volume(Lacs)	38101
Turnover(Rs.in Cr)	114726

World Markets	Current	Previous	Pt. Chg	Var(%)
Dow	42114	42374	(260)	-0.6%
Dow Futures	42506	42321	185	0.4%
Nasdaq	18519	18415	103	0.6%
FTSE	8249	8269	(21)	-0.2%
Nikkei	38464	37914	550	1.4%
Hang Seng	20562	20590	(28)	-0.1%
Gift Nifty	24246	24149	97	0.4%
Straits Singapore	3591	3593	(2)	-0.1%
South Korea	2602	2583	19	0.7%
Taiwan	23273	23348	(76)	-0.3%
Shanghai	3306	3300	6	0.2%

Market Review

US: On Friday, US indices were mixed; at close Nasdaq Composite recorded a new intraday all-time high, rising 0.56% to close at 18,518.61. Dow Jones ended down 0.61% at 42,114.40 and S&P 500 closed lower by 0.03% to 5,808.12.

Asia: Asian indices opened higher with Japan indices rising the most following the election outcome.

India: Markets fell for the fourth consecutive week, the longest streak since the five weeks ended Aug. 24. On a daily basis, they continued their downtrend for the fifth session. **Nifty is expected to open on a positive note and likely to witness range bound move during the day.**

Global economy: : China's industrial profits plunged in September, recording the steepest monthly decline of the year, as policymakers ramp up stimulus to revitalise economic growth. Profits in Sep fell 27.1% from a year earlier, following a 17.8% fall in Aug, while earnings slipped 3.5% in the first nine months versus a 0.5% rise in the Jan-Aug period.

U.S. nonfarm payrolls in Oct could be reduced by as many as 41,000 jobs amid strikes in the aerospace manufacturing industry and at three hotel chains. The Labor Department's monthly strike report showed 33,000 Boeing employees were idle at the plane maker's plants in California, Oregon and Washington state during the October payrolls survey. The labor market is expected to also have taken another hit from Hurricanes Helene and Milton, which are estimated to have cut up to 40,000 jobs from payrolls in Oct.

Commodities: Oil prices tumbled more than \$3 a barrel on Monday after Israel's retaliatory strike on Iran over the weekend bypassed Tehran's oil and nuclear facilities and did not disrupt energy supplies, easing geopolitical tensions in the Middle East.

Gold prices fell on Monday, pressured by a stronger U.S. dollar and rising bond yields, while investors awaited clarity on the Federal Reserve's monetary policy. Meanwhile, geopolitical tensions in the Middle East and an upcoming U.S. employment report added to the market uncertainty.

Currency: The yen hits a three-month low following Japan's ruling coalition losing its parliamentary majority, triggering investor concerns over slower interest rate hikes. Meanwhile, the dollar gains strength on rising U.S. yields and economic optimism, leading to its largest monthly rise in over two years.

Commodity Prices	Current	Previous	Pt. Chg	Var(%)
Copper (\$/MT)	9603	9507	95.5	1.0%
Alumin (\$/MT)	2678	2650	27.5	1.0%
Zinc (\$/MT)	3102	3175	(72.5)	-2.3%
Brent Crude (\$/bbl)	72.7	76.1	(3.4)	-4.5%
Gold (\$/Ounce)	2735	2748	(12.8)	-0.5%
Silver (\$/Ounce)	33.4	33.7	(0.3)	-0.8%
Light Crude (\$/bbl)	68.5	71.8	(3.3)	-4.6%
N G (\$/mmbtu)	2.5	2.6	(0.1)	-3.3%
Sugar (\$/MT)	574.8	577.1	(2.3)	-0.4%
Rubber (Rs./kg)	183.0	182.0	1.0	0.5%
Baltic Dry Index	1410	1417	(7.0)	-0.5%

Currency Exchange Rate	Current	Previous	Var(%)
Rs./\$ rate	84.08	84.08	0.01%
Rs./ Euro	91.01	90.78	0.25%
Rs./Chinese Yuan	11.79	11.81	-0.13%
Yen /\$ rate	153.62	152.31	0.86%
\$ US/Euro	1.08	1.08	-0.05%

Dollar Index	Current	Previous	Var(%)
Dollar Index	105.26	105.28	-0.02%

Support/ Resistance Levels for Today		
	Nifty	Bank Nifty Fut
Support 1	24100	50500
Support 2	24000	50170
Resistance	24270	51140

Securities in Ban For Trade	
AARTIIND	INDIAMART
BANDHANBNK	LTF
ESCORTS	NMDC
MANAPPURAM	IDFCFIRSTB
RBLBANK	DIXON

FII Derivative Transactions (Rs. Cr)

Contracts	Purchase		Sell		Net Value	Open Interest (OI)		OI (Previous day)		Change	
	Contract	Value	Contract	Value		Contract	Value	Contract	Value	Contract	Value
Index Future	119711	7816	101958	6851	965	487175	31709	488063	32123	(888)	(414)
Index Option	19533341	1307860	19403181	1294313	13547	8116746	528110	6039941	392621	2076805	135489
Stock Future	655711	49031	594885	44966	4065	4541924	336235	4406768	331676	135156	4559
Stock Option	1227262	96972	1259081	99240	(2268)	1306114	97715	1235937	94342	70177	3373
Total	21536025	1461679	21359105	1445370	16309	14451959	993769	12170709	850762	2281250	143007

FII All Activity-BBG (Rs Cr)	Buy	Sell	Net
18-Oct-24	12969	18113	(5144)
21-Oct-24	25505	14796	10710
22-Oct-24	16351	20178	(3827)
23-Oct-24	15648	20639	(4991)
24-Oct-24	12923	17760	(4837)
Month to date- Oct	242286	321649	(79363)
FII (Prov.) (Rs Cr)	Buy	Sell	Net
21-Oct-24	11983	14245	(2262)
22-Oct-24	15580	19558	(3979)
23-Oct-24	14753	20437	(5685)
24-Oct-24	12537	17600	(5062)
25-Oct-24	14210	17247	(3037)
Month to date-Oct	238816	339059	(100242)
DII (Prov.) (Rs. Cr)	Buy	Sell	Net
21-Oct-24	13741	10515	3226
22-Oct-24	16866	10997	5869
23-Oct-24	16434	10394	6040
24-Oct-24	13828	10207	3620
25-Oct-24	15203	11044	4159
Month to date-Oct	288483	191392	97091
FII Debt - BBG (Rs. Cr)	Buy	Sell	Net
18-Oct-24	992	1067	(75)
21-Oct-24	814	2032	(1218)
22-Oct-24	2931	3334	(403)
23-Oct-24	714	1929	(1216)
24-Oct-24	1872	2770	(899)
Month to date- Oct	38713	45989	(7276)

Market Breadth	BSE		NSE	
	No.	%	No.	%
Advance	738	18%	419	15%
Decline	3215	80%	2364	83%
Unchanged	68	2%	50	2%

Market Turnover	25-Oct	24-Oct	Var (%)
BSE Cash	7513	4953	52%
NSE Cash	114726	96693	19%
NSE Futures	227059	157669	44%
NSE Options	14880702	38586194	-61%
Total (Rs.Cr)	15229999	38845509	-61%

Volatility Index	25-Oct	24-Oct
Volatility Index	14.63	13.97

Index PE - TTM	25-Oct	Yr. High	Yr. Low
Sensex	23.1	26.0	21.8
Nifty	22.6	28.8	20.3

Corporate News

Adanis Dubai firm to buy ITD Cementation for Rs 3,204 cr

Within days of acquiring cement firm Orient Cement, the Adani Group's Dubai-based firm Renew Exim DMCC has entered into an agreement to acquire 46.64% stake in ITD Cementation India from its promoters at a total consideration of Rs 3,204 cr. The Adani group firm will make an open offer for the company. (BS)

Sebi issues notice to Axis Bank to buy stake in Max Life Insurance

SEBI has issued a SCN to Axis Bank and its subsidiaries in a case related to stake buy in Max Life Insurance. Axis Bank said the SCN was issued on Oct 25 through email. The SCN is being reviewed and will be filing responses to the SCN with SEBI as the said transactions were undertaken with requisite regulatory approvals, it said. (BS)

BPCL enters JV agreement with Oil India to develop city gas distribution project in Arunachal Prade

The Board has approved a JV agreement between the company and Oil India to develop a city gas distribution (CGD) project in Arunachal Pradesh. The joint venture will have equal shareholding, with BPCL and Oil India each holding a 50% stake.(FE)

Economy

RBI injects funds to rein in bank funding costs amid forex outflows

The RBI's move on Fri to inject funds into the banking system despite the prevalence of a headline liquidity surplus reflects an adroit strategy by the central bank to ensure that recent overseas outflows from local capital markets and festival-related cash withdrawals do not drive up banks' cost of funds. The RBI's recent ₹25,000 cr VRR auction aims to mitigate liquidity pressures from overseas capital outflows and festive cash demands. This follows the central bank's policy shift to a neutral stance, indicating more tolerance for easier liquidity conditions to support the banking system.(ET)

International

Hyundai, Toyota to cooperate in motor sports division

The chiefs of Hyundai Motor Group and Toyota Motor Corp said on Sunday that the two carmakers will cooperate in the motor sports division in their first public appearance at a racing event. Hyundai Motor Group Executive Chair Euisun Chung and Toyota Motor Chairman Akio Toyoda attended the Hyundai N x Toyota Gazoo Racing event held at Everland Speedway in Yongin, 41 kilometers south of Seoul. (Inv)

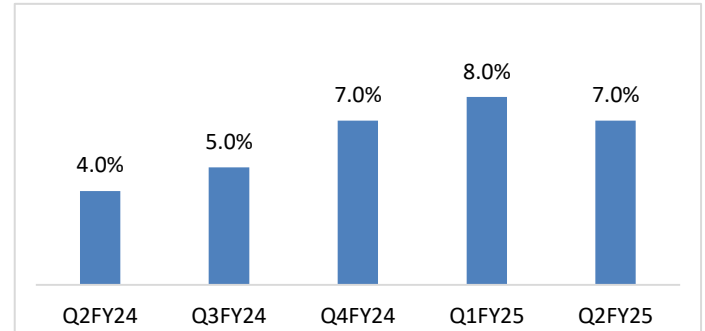
Top 5 Nifty Gainers	25-Oct	24-Oct	Var(%)
ITC	482	472	2.2%
AXISBANK	1189	1167	1.9%
BRITANNIA	5669	5612	1.0%
HINDUNILVR	2528	2505	0.9%
DIVISLAB	5781	5737	0.8%
Top 5 Nifty Losers	25-Oct	24-Oct	Var(%)
INDUSINDBK	1042	1280	-18.6%
ADANIENT	2693	2830	-4.8%
BPCL	306	321	-4.7%
SHRIRAMFIN	3093	3245	-4.7%
M&M	2721	2826	-3.7%

BSE Index Watch	Last	1 day	1 wk	1 mth	1 yr
SENSEX	79402	-0.8%	-2.2%	-7.2%	24.5%
MIDCAP	45453	-1.5%	-5.2%	-8.2%	46.1%
SMLCAP	52336	-2.4%	-7.4%	-8.3%	41.9%
AUTO	54124	-2.2%	-5.2%	-13.0%	47.4%
BANKEK	57971	-0.9%	-2.3%	-5.2%	19.9%
Capital Goods	66429	-2.2%	-7.5%	-9.9%	45.1%
FMCG	21400	0.5%	-3.9%	-10.4%	15.3%
Health Care	42834	-0.1%	-3.2%	-3.6%	57.0%
IT	41727	-0.5%	-1.6%	-2.5%	34.3%
METAL	30863	-2.2%	-6.9%	-9.9%	38.4%
Oil & Gas	27507	-3.1%	-7.3%	-13.8%	52.3%
Power	7742	-2.1%	-6.9%	-11.0%	75.8%
Realty	7613	-1.1%	-7.0%	-13.0%	64.7%

NSE USD Futures	25-Oct	24-Oct	Var (%)
Oct Expiry (Rs./\$)	84.21	84.21	0.0%
Nov Expiry (Rs./\$)	81.31	84.08	-3.3%
Total Turnover (Rs. Crore)	3084	7471	-59%

Sectors	TTM PE
Auto	30.78
Auto Ancillary	51.58
Banking	14.08
Engineering	43.7
Cement	78.56
Diamonds & Jewellery	48.96
Housing Finance	25.88
Infrastructure & Const	33.45
Metals-Aluminium	34.04
Metal – Steel	19.44
Oil Expl.	17.34
Pharma	10.4
Power – Gen. Supp.	45.09
Information Tech.	26.29
Sugar	21.18
Telecom Serv. Prov.	82.75
Tyres	26.51

Godrej Consumer Products Ltd. India Organic Volume Growth (Source: Company data)



10 year G-Sec Yield	Current	Previous	Change
US	4.27%	4.24%	3 bps
Japan	0.97%	0.96%	1 bps
India	6.85%	6.82%	3 bps
UK	4.23%	4.24%	(0) bps
Libor 3 Mths	4.85%	4.85%	(0) bps

Indian Eco Data	Current	Previous	Var(%)
Forex Reserve (US\$ in bn)	654	652	0.3%
Inflation - WPI	1.84%	1.31%	53 bps
Inflation - CPI	5.49%	3.65%	184 bps

India GDP	Q1FY25	Q4FY24	Var(%)
Growth	6.70%	7.76%	(106)bps

Monetary Policy	Current	Previous	Change
Repo Rate	6.50%	6.50%	0 bps
Reverse Repo Rate	3.35%	3.35%	0 bps
CRR	4.50%	4.50%	0 bps
O/S Banking System Liquidity (Rs bn)	659	624	35.3

IIP Growth %	Aug-24	Aug-23	Apr-Feb
IIP	-0.1	10.9	4.3
Capital Goods	0.7	13.1	3.6
Mining	1.0	10.0	4.1
Manufacturing	-3.7	15.3	6.6
Electricity	-4.3	12.3	5.1

ADR Price Movement

Company	Price (US\$)	Volume	Previous Day Price	Volume	Variance (%)	No. of Share Per ADR	ADR Price (Rs.)	BSE Price	Variance (%)
Infosys Tech	21.89	6572848	22.05	7199903	-0.73%	1	1840.54	1862.05	-1.2%
Wipro	6.56	2871667	6.59	2323782	-0.46%	1	551.57	543.45	1.5%
Dr.Reddy's	76.38	149238	77.52	148586	-1.47%	1	6422.13	6514.70	-1.4%
ICICI Bank	29.48	3612305	29.57	2899699	-0.30%	2	1239.36	1255.45	-1.3%
HDFC Bank	63.65	1047775	64.24	1289985	-0.92%	3	1783.92	1743.40	2.3%

GDR's (US\$)

	Prices	Prev. Close	Change	Var %
L&T	39.80	41.60	(1.8)	-4.3%
RIL	62.80	63.50	(0.7)	-1.1%
SBI	92.70	94.80	(2.1)	-2.2%

US Economy Data	Current	Previous
Inflation (%) (YoY)	2.40%	2.50%
Unemployment (%)	4.10%	4.20%

Interest Rate (%)	Current	Previous
Fed Rate	4.75%	5.00%

US GDP	Q2CY24	Q1CY24
Growth (QoQ Annualized)	3.00%	1.60%

China Economy Data	Current	Previous
GDP	4.60%	4.70%
Inflation – CPI (%)	0.40%	0.60%

Economic Calendar

	Date
Indian GDP Data	29 Nov
Indian Inflation Data CPI	12 Nov
Indian Inflation Data WPI	14 Nov
Indian Monetary Policy	06 Dec
India's Industrial Production (IIP)	12 Nov
US Inflation Data	13 Nov
US GDP	30 Oct
US Unemployment Data	01 Nov
US Fed Rate	08 Nov
China GDP	To be Announced
China Inflation Data	09 Nov

Event Update

Name	Date	Purpose
Allcargo Logistics Ltd.	26/10/24	Interim Dividend
Dalmia Bharat Ltd.	26/10/24	Interim Dividend
Dr. Reddy's Laboratories Ltd.	28/10/24	Stock Split from Rs.5/- to Re.1/-
Elecon Engineering Company Ltd.	28/10/24	Rs.0.50 per share(50%)Interim Dividend
ICICI Lombard General Insurance Company Ltd.	28/10/24	Rs.5.50 per share(55%)Interim Dividend
KSolves India Ltd.	28/10/24	Rs.8.00 per share(80%)Interim Dividend
Reliance Industries Ltd.	28/10/24	Bonus issue
Shangar Decor Ltd.	28/10/24	Right Issue of Equity Shares
Infosys Ltd.	29/10/24	Rs.21.00 per share(420%)Interim Dividend
Quasar India Ltd.	29/10/24	Stock Split from Rs.10/- to Re.1/-
Route Mobile Ltd.	29/10/24	Rs.6.00 per share(60%)First Interim Dividend
CRISIL Ltd.	30/10/24	Rs.15.00 per share(1500%)Third Interim Dividend
Gabriel India Ltd.	30/10/24	Interim Dividend
Jash Engineering Ltd.	30/10/24	Split/Subdivision
Kck Industries Ltd.	30/10/24	Split/Subdivision
Master Trust Ltd.	30/10/24	Stock Split from Rs. 5/- to Re.1/-
Mazagon Dock Shipbuilders Ltd.	30/10/24	Rs.23.19 per share(231.9%)Interim Dividend
Supreme Industries Ltd.	30/10/24	Interim Dividend
Bhansali Engineering Polymers Ltd.	31/10/24	Rs.1.00 per share(100%)Second Interim Dividend
Birlasoft Ltd.	31/10/24	Rs.2.50per share(125%)Interim Dividend
Ceenik Exports (India) Ltd.	31/10/24	Rs.15.00 per share(150%)First Interim Dividend
Dodla Dairy Ltd	31/10/24	Rs.3.00 per share(30%)First Interim Dividend

Bulk Deal As On 25/10/24

BSE					
Security Code	Security Name	Client Name	Deal	Quantity	Price
539773	ADVIKCA	MOCKTAIL TRADING PRIVATE LIMITED	B	4305834	2.4
539773	ADVIKCA	VICKY RAJESH JHAVERI	S	5000000	2.4
526443	AEIM	MULTIPLIER SHARE & STOCK ADVISORS PRIVATE LIMITED	B	10000	291.9
538351	AFEL	SHAILESH DHAMELIYA	B	72035	18.64
543497	BCCL	BHARATKUMAR MADHUBHAI PATEL	B	120000	129
543497	BCCL	K2 FINVENTURE	S	196800	129
543497	BCCL	MALANI WEALTH ADVISORS PRIVATE LIMITED	S	100800	129
543497	BCCL	NNM SECURITIES PVT LTD	S	102400	129
543497	BCCL	NNM SECURITIES PVT LTD	B	6400	124
543497	BCCL	PANNA VINOD DOSHI	S	88000	129
532645	BEEYU	MULTIPLIER SHARE & STOCK ADVISORS PRIVATE LIMITED	B	100000	5.32
542866	COLABCLOUD	NIKHILESH TRADERS LLP .	S	580000	11.97
522001	CRANEX	URVI AMIT CHORDIA	B	32613	152.72
522001	CRANEX	VIMAAN FINTRADE	S	34003	152.09
539770	DARJEELING	MAHENDRA GIRDHARILAL WADHWANI	S	100000	18.78
539770	DARJEELING	PACE STOCK BROKING SERVICES PVT LTD	B	17600	18.78
539770	DARJEELING	VIVEK KANDA	B	57736	18.78
539559	DDIL	BHAVISHYA ECOMMERCE PRIVATE LIMITED	B	304724	6.73
543516	DHYAANITR	BHAKTI YASH NATHWANI	S	89600	15.49
543516	DHYAANITR	KRISHNA TRADE FINANCE	S	2800	15.14
543516	DHYAANITR	KRISHNA TRADE FINANCE	B	196000	15.67
521137	EUREKAI	CHINTAN NAYAN BHAI RAJYAGURU	B	50000	6.9
540190	FRANKLININD	SHOBANA S	B	1600000	1.85
540936	GGL	ANKITA SAGAR PAWAR	B	250000	7.62
540936	GGL	GAUTAM PRAVINCHANDRA SHETH	S	400000	7.61
540936	GGL	NILESHBHAIMADHUBHAISUKHADIA	B	245000	7.62
539206	GVBL	YOGESH AGRAWAL	S	48032	98.46
540134	IISL	ARPNA DINESH LODHA	B	212296	8.03
540134	IISL	RAVI PARASMAL DOSHI	S	133699	8
540134	IISL	VIVEK PARASMAL DOSHI	S	60929	8
542924	JANUSCORP	KRISHNA HARISH CHANDRA MURARI	B	126000	11.03
543286	JETMALL	NITIN BAGMAR(HUF)	B	36000	9.77
536073	JULIEN	SAJJANKUMAR	S	108966	26.69
531537	JYOTHI	HARIOM BAIJNATH SHARMA	S	10000	51.53
531537	JYOTHI	PACE STOCK BROKING SERVICES PVT LTD	B	10000	51.53
544270	KGVL	SHREYANS SHANTILAL SHAH	S	43200	67.03
531328	KRETTOSYS	MULTIPLIER SHARE & STOCK ADVISORS PRIVATE LIMITED	B	913071	1.35
514060	MARKOBENZ	DHANANJAY CHOUBEY	S	340740	12.08
514060	MARKOBENZ	SAVAN RAJENDRAKUMAR PATEL	S	282623	12.76
507836	MCCHRLS-B	KACHASA INVESTMENTS PRIVATE LIMITED	S	207700	580
507836	MCCHRLS-B	KACHASA INVESTMENTS PRIVATE LIMITED	S	207700	580
507836	MCCHRLS-B	RBS CONTRACTS PRIVATE LIMITED	B	207700	580
507836	MCCHRLS-B	RBS CONTRACTS PRIVATE LIMITED	B	207700	580
532140	MOHITE	ARNOLD HOLDINGS LIMITED	S	199611	121.67
531157	ORGCOAT	SETU SECURITIES PVT. LTD.	S	46590	33.09
531157	ORGCOAT	SETU SECURITIES PVT. LTD.	B	48674	32.98
531512	ORIENTTR	ALNASIR ABDUL AZIZ GILANI	B	100000	14.09
531512	ORIENTTR	NIRAJ RAJNIKANT SHAH	S	75750	14.09
511557	PROFINC	AADITYA BAJAJ	S	1100000	2.42

511557	PROFINC	ATIT DILIPBHAI SHAH	S	1133150	2.42
511557	PROFINC	DEV MOHAN KHURANA	B	2212000	2.42
511557	PROFINC	REENA BAJAJ	S	1400000	2.42
511557	PROFINC	TEJANI KRISHTA RAKESHKUMAR	B	1999980	2.42
536659	PVVINFRA	KOTVAK LOGISTICS LLP	S	289299	5.06
541601	RAJNISH	NISHANT PITTI	B	4000000	2.52
538273	RESPONSINF	SHREEJI CAPITAL AND FINANCE LIMITED	S	76411	61.25
538273	RESPONSINF	SRIDEVI DASARI	B	77023	61.23
543515	SEML	SETU SECURITIES PVT. LTD.	B	108000	104.7
539217	SRESTHA	MOCKTAIL TRADING PRIVATE LIMITED	S	10000000	0.66
540914	SRUSTEELS	ASHWIN TALSIBHAI PARSANA	S	408495	6.5
540914	SRUSTEELS	SAROJ GUPTA	S	550000	6.27
540914	SRUSTEELS	VICKY RAJESH JHAVERI	B	600000	6.5
538733	STARLIT	SUNITA CHANDALIA	S	85000	2.08
543745	SVS	HI GROWTH CORPORATE SERVICES PVT LTD	S	6000	13.23
543745	SVS	HI GROWTH CORPORATE SERVICES PVT LTD	B	144000	13.23
509046	TRILIANCE	BASAB BIRAJA PAUL	S	109313	76.44
509046	TRILIANCE	DILIP HANSRAJ SANGHVI	B	38649	76.44
509046	TRILIANCE	SETU SECURITIES PVT. LTD.	B	30000	76.44
532444	TSPIRITUAL	AMIT KUMAR	S	169194	2.12
519152	VADILENT	BRESCON VENTURES PRIVATE LIMITED	S	7481	4150
519152	VADILENT	NIRMAL KUMAR DEEPCHAND GANGWAL	S	17719	4093.07
530057	VIVANZA	PARTH HEMANT PARIKH	S	1175510	3.63
530057	VIVANZA	VISHAL CHINUBHAI SUTHAR HUF	B	1134000	3.63

NSE

Security Code	Security Name	Client Name	Deal	Quantity	Price
AKSHAR	Akshar Spintex Limited	SETU SECURITIES PVT LTD	SELL	4199639	0.87
AISL	ANI Integrated Serv Ltd.	MOHD ARIF	BUY	52800	166.15
CIGNITITEC	Cigniti Technologies Ltd	RAJASTHAN GLOBAL SECURITIES PVT LTD	SELL	195215	1500.01
JAKHARIA	JAKHARIA FABRIC LIMITE	KISHOR BHIKAJI WAGRE HUF	SELL	24800	36.4
JAKHARIA	JAKHARIA FABRIC LIMITE	TEJAS GULABCHAND MARU	BUY	42400	36.4
MHHL	Mohini Health&Hygiene Ltd	PRERNA CHAUDHARY	SELL	120000	50.9
MHHL	Mohini Health&Hygiene Ltd	SHREYASKAR CHAUDHARY	BUY	120000	50.9
NARMADA	Narmada Agrobases Limited	BHAVESH P. SHAH HUF	SELL	342952	15.11
NARMADA	Narmada Agrobases Limited	NILESH BABULAL KABRA	SELL	324959	15.17
NARMADA	Narmada Agrobases Limited	PARAS MAHESHKUMAR BENANI	BUY	300000	15.1
NIBL	NRB Indus. Bearings Ltd.	VIVEK BHIMSARIA	SELL	216104	28.61
PELATRO	Pelatro Limited	VIKASA INDIA EIF I FUND-INCUBE GLOBAL OPPORTUNITIES	SELL	75000	288.81
SVLL	Shree Vasu Logistics Ltd	NUTAN ISPAT AND POWER PRIVATELIMITED	SELL	89700	264.25
SVLL	Shree Vasu Logistics Ltd	SUNIL MURLIMANOHAR KABRA	BUY	82000	264.4
SIGIND	Signet Industries Limited	PRERNA CHAUDHARY	BUY	150000	65.14
SIGIND	Signet Industries Limited	SHREYASKAR CHAUDHARY	SELL	155000	65.13
SONAMLT	SONAM LIMITED	DEEPABEN JAYESHBHAI SHAH	SELL	900000	79.05
SONAMLT	SONAM LIMITED	JAYESHBHAI CHHABILDAS SHAH	SELL	2200000	79.05
SONAMLT	SONAM LIMITED	RAVINDRA BHATESING RAJPUT	SELL	826088	80.58
SSFL	Srivari Spices N Foods L	MULTIPLIER SHARE & STOCK ADVISORS PRIVATE LIMITED	BUY	50000	228.7
SSFL	Srivari Spices N Foods L	PRITESH PRAVINCHANDRA VORA	SELL	80000	228.71

Disclosure:

Research Reports that are published by Nirmal Bang Securities Private Limited (hereinafter referred to as "NBSPL") are for private circulation only. NBSPL is a registered Research Analyst under SEBI (Research Analyst) Regulations, 2014 having Registration no. INH000001766. NBSPL is also a registered Stock Broker with National Stock Exchange of India Limited, BSE Limited, Metropolitan Stock Exchange of India Limited, Multi Commodity Exchange of India Limited and , National Commodity and Derivative Exchange Limited in Capital Market , Equity and Commodities derivatives segments and Currency Derivatives Segment .

NBSPL has other business divisions with independent research teams separated by Chinese walls, and therefore may, at times, have different or contrary views on stocks and markets.

NBSPL or its associates have not been debarred / suspended by SEBI or any other regulatory authority for accessing / dealing in securities Market since last 20 years. NBSPL, its associates or analyst or his relatives do not hold any financial interest (Except Investment) in the subject company. NBSPL or its associates or Analyst do not have any conflict or material conflict of interest at the time of publication of the research report with the subject company. NBSPL or its associates or Analyst or his relatives may or may not hold beneficial ownership of 1% or more in the subject company at the end of the month immediately preceding the date of publication of this research report.

NBSPL or its associates / analyst has not received any compensation / managed or co-managed public offering of securities of the company covered by Analyst during the past twelve months. NBSPL or its associates have not received any compensation or other benefits from the company covered by Analyst or third party in connection with the research report. Analyst has not served as an officer, director or employee of Subject Company. NBSPL / analyst has not been engaged in market making activity of the subject company.

Analyst Certification: The research analysts and authors of these reports, hereby certify that the views expressed in this research report accurately reflects my/our personal views about the subject securities, issuers, products, sectors or industries. It is also certified that no part of the compensation of the analyst(s) was, is, or will be directly or indirectly related to the inclusion of specific recommendations or views in this research. The analyst(s) principally responsible for the preparation of this research report and has taken reasonable care to achieve and maintain independence and objectivity in making any recommendations.

Disclaimer:

The Research Report is for the personal information of the authorized recipient and does not construe to be any investment, legal or taxation advice. NBSPL is not soliciting any action based upon it. Nothing in the research report shall be construed as a solicitation to buy or sell any security or product, or to engage in or refrain from engaging in any such transaction. In preparing the research report, we did not take into account the investment objectives, financial situation and particular needs of the reader.

The research report has been prepared for the general use of the clients of NBSPL and must not be copied, either in whole or in part, or distributed or redistributed to any other person in any form. If you are not the intended recipient you must not use or disclose the information in the research report in any way. Though disseminated to all the customers simultaneously, not all customers may receive the research report at the same time. NBSPL will not treat recipients as customers by virtue of their receiving the research report. The research report is not directed or intended for distribution to or use by any person or entity resident in a state, country or any jurisdiction, where such distribution, publication, availability or use would be contrary to law, regulation or which would subject NBSPL & its group companies to registration or licensing requirements within such jurisdictions.

The report is based on the information obtained from sources believed to be reliable, but we do not make any representation or warranty that it is accurate, complete or up-to-date and it should not be relied upon as such. We accept no obligation to correct or update the information or opinions in it. NBSPL or any of its affiliates or employees shall not be in any way responsible for any loss or damage that may arise to any person from any inadvertent error in the information contained in the research report. NBSPL or any of its affiliates or employees do not provide, at any time, any express or implied warranty of any kind, regarding any matter pertaining to this report, including without limitation the implied warranties of merchantability, fitness for a particular purpose, and non-infringement. The recipients of the research report should rely on their own investigations.

This information is subject to change without any prior notice. NBSPL reserves its absolute discretion and right to make or refrain from making modifications and alterations to this statement from time to time. Nevertheless, NBSPL is committed to providing independent and transparent recommendations to its clients, and would be happy to provide information in response to specific client queries.

Before making an investment decision on the basis of research report, the reader needs to consider, with or without the assistance of an adviser, whether the advice is appropriate in light of their particular investment needs, objectives and financial circumstances. There are risks involved in securities trading. The price of securities can and does fluctuate, and an individual security may even become valueless. International investors are reminded of the additional risks inherent in international investments, such as currency fluctuations and international stock market or economic conditions, which may adversely affect the value of the investment. Opinions expressed are subject to change without any notice. Neither the company nor the director or the employees of NBSPL accept any liability whatsoever for any direct, indirect, consequential or other loss arising from any use of the research report and/or further communication in relation to the research report. Here it may be noted that neither NBSPL, nor its directors, employees, agents or representatives shall be liable for any damages whether direct or indirect, incidental, special or consequential including lost revenue or lost profit that may arise from or in connection with the use of the information contained in the research report.

Copyright of this document vests exclusively with NBSPL.

Our reports are also available on our website

Registration granted by SEBI and certification from NISM in no way guarantee performance of NBSPL or provide any assurance of returns to investors.

Nirmal Bang Research (Division of Nirmal Bang Securities Pvt. Ltd.)

B-2, 301/302, Marathon Innova,
Opp. Peninsula Corporate Park
Off. Ganpatrao Kadam Marg
Lower Parel(W), Mumbai-400013
Board No. : 91 22 6723 8000/8001
Fax. : 022 6723 8010